

**OFFENDERS IN NEW JERSEY CORRECTIONAL INSTITUTIONS
ON JANUARY 1, 2021, BY AGE**

The age of the offender is the chronological age as of January 1, 2021.

OFFENDERS IN CORRECTIONAL INSTITUTIONS BY AGE

Age	Total		Male Offenders in Other Facilities		Youth Complex		ADTC		Edna Mahan		Halfway Houses, County Jails, EMHCF, St. Francis	
	#	%	#	%	#	%	#	%	#	%	#	%
TOTAL OFFENDERS	12,808	100%	9,358	100%	1,321	100%	406	100%	404	100%	1,319	100%
< 17 Years	0	0%	0	0%	0	0%	0	0%	0	0%	0	0%
17 Years	0	0%	0	0%	0	0%	0	0%	0	0%	0	0%
18-20 Years	143	1%	20	0%	96	7%	1	0%	3	1%	23	2%
21-22 Years	465	4%	39	0%	352	27%	7	2%	13	3%	54	4%
23-24 Years	658	5%	132	1%	431	33%	16	4%	22	5%	57	4%
25-27 Years	1,202	9%	638	7%	361	27%	25	6%	45	11%	133	10%
28-30 Years	1,403	11%	1,114	12%	52	4%	22	5%	53	13%	162	12%
31-33 Years	1,242	10%	1,054	11%	6	0%	28	7%	38	9%	116	9%
34-36 Years	1,187	9%	994	11%	9	1%	37	9%	36	9%	111	8%
37-39 Years	1,042	8%	853	9%	4	0%	23	6%	36	9%	126	10%
40-44 Years	1,568	12%	1,310	14%	4	0%	43	11%	49	12%	162	12%
45-49 Years	1,211	9%	992	11%	3	0%	51	13%	36	9%	129	10%
50-54 Years	1,004	8%	842	9%	3	0%	44	11%	26	6%	89	7%
55-59 Years	741	6%	627	7%	0	0%	42	10%	28	7%	44	3%
60-64 Years	444	3%	383	4%	0	0%	30	7%	11	3%	20	2%
65+ Years	411	3%	360	4%	0	0%	37	9%	8	2%	6	0%
Not Coded	87	1%	0	0%	0	0%	0	0%	0	0%	87	7%

- The median age for all inmates is 37 years.
- One percent (1%) of all offenders are 20 years of age or younger.
- Twenty-nine percent (29%) of all offenders are between the ages of 21-30.
- Twenty-seven percent (27%) of all offenders are 31 to 39 years of age.
- Forty-one percent (41%) of all offenders are 40 years of age and older.
- One percent (1%) were not coded.

Prison Complex Offenders By Age

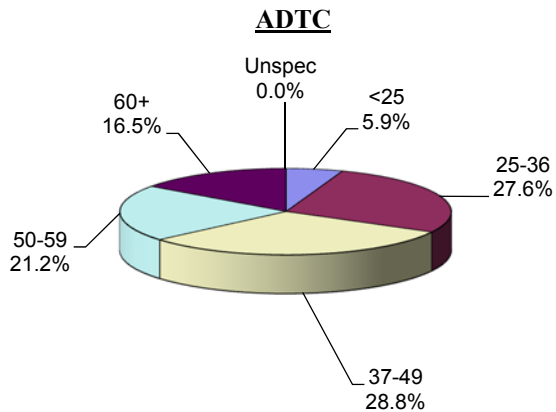
Institution	Total	< 17 Years	17 Years	18-20 Years	21-22 Years	23-24 Years	25-27 Years	28-30 Years	31-33 Years	34-36 Years	37-39 Years	40-44 Years	45-49 Years	50-54 Years	55-59 Years	60-64 Years	65+ Years	Not Coded
Bayside Main	651 100%	0 0%	0 0%	0 0%	3 0%	10 2%	83 13%	129 20%	92 14%	76 12%	70 11%	65 10%	41 6%	32 5%	23 4%	18 3%	9 1%	0 0%
Bayside Farm	239 100%	0 0%	0 0%	0 0%	0 0%	2 1%	8 3%	23 10%	39 16%	27 11%	27 11%	43 18%	29 12%	17 7%	17 7%	5 2%	2 1%	0 0%
Bayside Total	890 100%	0 0%	0 0%	0 0%	3 0%	12 1%	91 10%	152 17%	131 15%	103 12%	97 11%	108 12%	70 8%	49 6%	40 4%	23 3%	11 1%	0 0%
CRAF Jones Farm	64 100%	0 0%	0 0%	0 0%	0 0%	0 0%	3 5%	6 9%	6 9%	9 14%	9 14%	9 14%	9 14%	8 13%	3 5%	1 2%	1 2%	0 0%
CRAF Reception	279 100%	0 0%	0 0%	12 4%	9 3%	7 3%	32 11%	38 14%	29 10%	27 10%	29 10%	31 11%	25 9%	19 7%	12 4%	7 3%	2 1%	0 0%
CRAF Total	343 100%	0 0%	0 0%	12 3%	9 3%	7 2%	35 10%	44 13%	35 10%	36 10%	38 11%	40 12%	34 10%	27 8%	15 4%	8 2%	3 1%	0 0%
East Jersey Main	1,103 100%	0 0%	0 0%	0 0%	1 0%	2 0%	26 2%	61 6%	68 6%	97 9%	98 9%	182 17%	155 14%	146 13%	121 11%	86 8%	60 5%	0 0%
East Jersey Camp	45 100%	0 0%	0 0%	0 0%	0 0%	0 0%	0 0%	3 7%	5 11%	3 7%	5 11%	8 18%	13 29%	7 16%	0 0%	1 2%	0 0%	0 0%
East Jersey Total	1,148 100%	0 0%	0 0%	0 0%	1 0%	2 0%	26 2%	64 6%	73 6%	100 9%	103 9%	190 17%	168 15%	153 13%	121 11%	87 8%	60 5%	0 0%

Prison Complex Offenders By Age

Institution	Total	< 17 Years	17 Years	18-20 Years	21-22 Years	23-24 Years	25-27 Years	28-30 Years	31-33 Years	34-36 Years	37-39 Years	40-44 Years	45-49 Years	50-54 Years	55-59 Years	60-64 Years	65+ Years	Not Coded
Midstate	429 100%	0 0%	0 0%	1 0%	1 0%	22 5%	38 9%	51 12%	54 13%	45 10%	42 10%	57 13%	43 10%	37 9%	21 5%	12 3%	5 1%	0 0%
NJ State Prison	1,291 100%	0 0%	0 0%	2 0%	8 1%	13 1%	59 5%	78 6%	117 9%	125 10%	112 9%	203 16%	164 13%	131 10%	129 10%	60 5%	90 7%	0 0%
Northern Main	1,704 100%	0 0%	0 0%	1 0%	4 0%	24 1%	106 6%	238 14%	218 13%	185 11%	139 8%	228 13%	184 11%	160 9%	89 5%	71 4%	57 3%	0 0%
Northern Ad Seg Male	102 100%	0 0%	0 0%	0 0%	0 0%	1 1%	12 12%	16 16%	22 22%	9 9%	11 11%	15 15%	7 7%	5 5%	3 3%	1 1%	0 0%	0 0%
Northern Total	1,806 100%	0 0%	0 0%	1 0%	4 0%	25 1%	118 7%	254 14%	240 13%	194 11%	150 8%	243 13%	191 11%	165 9%	92 5%	72 4%	57 3%	0 0%
Southern	972 100%	0 0%	0 0%	0 0%	0 0%	5 1%	59 6%	153 16%	126 13%	140 14%	93 10%	162 17%	95 10%	71 7%	39 4%	17 2%	12 1%	0 0%
South Woods	2,479 100%	0 0%	0 0%	4 0%	13 1%	46 2%	212 9%	318 13%	278 11%	251 10%	218 9%	307 12%	227 9%	209 8%	170 7%	104 4%	122 5%	0 0%
Subtotal Male Offenders in Other Facilities	9,358 100%	0 0%	0 0%	20 0%	39 0%	132 1%	638 7%	1,114 12%	1,054 11%	994 11%	853 9%	1,310 14%	992 11%	842 9%	627 7%	383 4%	360 4%	0 0%

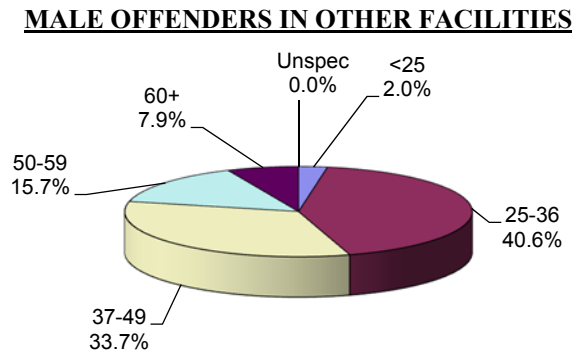
Prison Complex Offenders By Age

Institution	Total	< 17 Years	17 Years	18-20 Years	21-22 Years	23-24 Years	25-27 Years	28-30 Years	31-33 Years	34-36 Years	37-39 Years	40-44 Years	45-49 Years	50-54 Years	55-59 Years	60-64 Years	65+ Years	Not Coded
ADTC	406	0	0	1	7	16	25	22	28	37	23	43	51	44	42	30	37	0
	100%	0%	0%	0%	2%	4%	6%	5%	7%	9%	6%	11%	13%	11%	10%	7%	9%	0%
Subtotal	9,764	0	0	21	46	148	663	1,136	1,082	1,031	876	1,353	1,043	886	669	413	397	0
	100%	0%	0%	0%	0%	2%	7%	12%	11%	11%	9%	14%	11%	9%	7%	4%	4%	0%
Mahan - Female Prison	404	0	0	3	13	22	45	53	38	36	36	49	36	26	28	11	8	0
	100%	0%	0%	1%	3%	5%	11%	13%	9%	9%	9%	12%	9%	6%	7%	3%	2%	0%
Total Prison Complex	10,168	0	0	24	59	170	708	1,189	1,120	1,067	912	1,402	1,079	912	697	424	405	0
	100%	0%	0%	0%	1%	2%	7%	12%	11%	10%	9%	14%	11%	9%	7%	4%	4%	0%



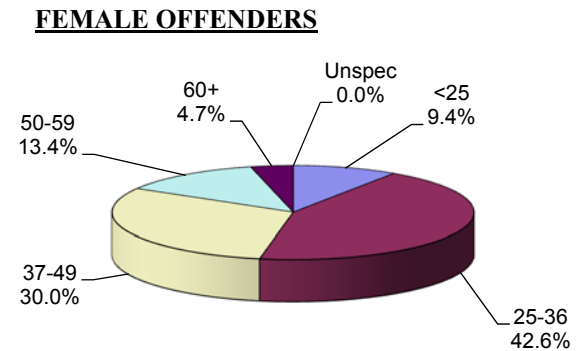
The median age at ADTC is 45 years.

Thirty-seven percent (37.7%) of the ADTC offenders are 50 years of age or older. This may be compared with 23.6% of Male Offenders in Other Facilities and 18.1% of female (Edna Mahan) offenders.



The median age for Male Offenders in Other Facilities is 39 years.

Forty percent (40.6%) of Male Offenders in Other Facilities are age 25 to 36 (ADTC excluded).



The median age for female inmates (Edna Mahan) is 36 years.

Forty-two percent (42.6%) of the women at Edna Mahan are age 25 to 36.

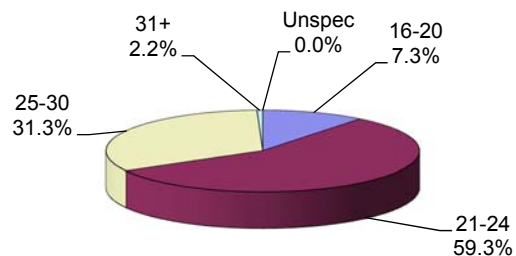
Youth Complex Offenders By Age

Institution	Total	< 17 Years	17 Years	18-20 Years	21-22 Years	23-24 Years	25-27 Years	28-30 Years	31-33 Years	34-36 Years	37-39 Years	40-44 Years	45-49 Years	50-54 Years	55-59 Years	60-64 Years	65+ Years	Not Coded
Garden State	1,011 100%	0 0%	0 0%	62 6%	268 27%	326 32%	285 28%	41 4%	6 1%	9 1%	4 0%	4 0%	3 0%	3 0%	0 0%	0 0%	0 0%	0 0%
Mountainview	310 100%	0 0%	0 0%	34 11%	84 27%	105 34%	76 25%	11 4%	0 0%	0 0%	0 0%	0 0%	0 0%	0 0%	0 0%	0 0%	0 0%	0 0%
Total Youth Complex	1,321 100%	0 0%	0 0%	96 7%	352 27%	431 33%	361 27%	52 4%	6 0%	9 1%	4 0%	4 0%	3 0%	3 0%	0 0%	0 0%	0 0%	0 0%

Offenders In Halfway Houses, County Jails, EMHCF, and St. Francis By Age

Institution	Total	< 17 Years	17 Years	18-20 Years	21-22 Years	23-24 Years	25-27 Years	28-30 Years	31-33 Years	34-36 Years	37-39 Years	40-44 Years	45-49 Years	50-54 Years	55-59 Years	60-64 Years	65+ Years	Not Coded
Central Medical Unit	2	0	0	0	0	0	0	0	0	0	0	0	0	0	0	0	2	0
	100%	0%	0%	0%	0%	0%	0%	0%	0%	0%	0%	0%	0%	0%	0%	0%	100%	0%
County Jail	753	0	0	18	36	39	84	101	77	51	53	69	58	42	24	12	2	87
	100%	0%	0%	2%	5%	5%	11%	13%	10%	7%	7%	9%	8%	6%	3%	2%	0%	12%
EMHCF	16	0	0	0	0	1	1	0	1	0	3	1	2	2	1	2	2	0
	100%	0%	0%	0%	0%	6%	6%	0%	6%	0%	19%	6%	13%	13%	6%	13%	13%	0%
Halfway House	548	0	0	5	18	17	48	61	38	60	70	92	69	45	19	6	0	0
	100%	0%	0%	1%	3%	3%	9%	11%	7%	11%	13%	17%	13%	8%	3%	1%	0%	0%
Total Halfway Houses, County Jails, EMHCF, St. Francis	1,319	0	0	23	54	57	133	162	116	111	126	162	129	89	44	20	6	87
	100%	0%	0%	2%	4%	4%	10%	12%	9%	8%	10%	12%	10%	7%	3%	2%	0%	7%

YOUTH COMPLEX

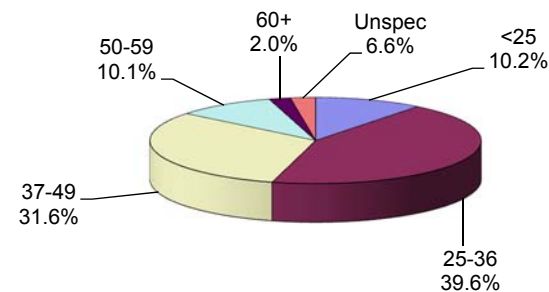


The median age for the youth complex is 24 years.

Ninety percent (90.6%) of all youth complex inmates are between the ages of 21 and 30.

Sixty-six percent (66.6%) are less than 25 years of age.

HALFWAY HOUSES, COUNTY JAILS, EMHCF, ST. FRANCIS



The median age for offenders in Halfway Houses, County Jails, EMHCF, and St. Francis is 35 years.

The median age for offenders housed in county jails is 33 years; while offenders in halfway houses have a median age of 38 years.